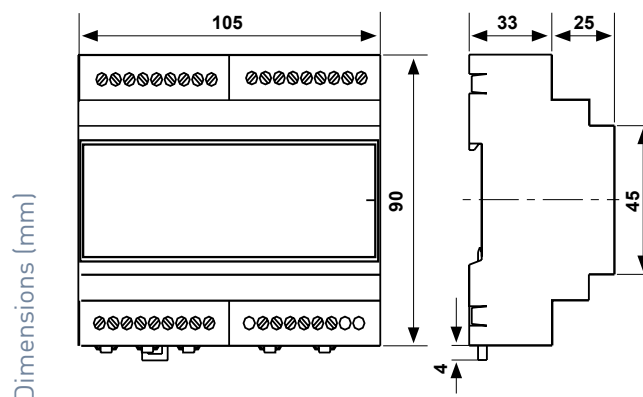


EV92

Digital inputs module - SLAVE

The device is suitable to be used in all systems where it is necessary to acquire and manage switching from one to eight breakdown or operation signaling contacts. It is particularly used for industrial plants, water control systems, greenhouses, heating and air-conditioning systems, and so on.



	Power supply	Contacts rating	Operating admissible temperature °C	Protection degree
EV92	230V 50 Hz	5A 250Vca	0 ÷ 50	IP40 (back panel)

ELECTRICAL FEATURES

Power supply: 230V 50Hz.

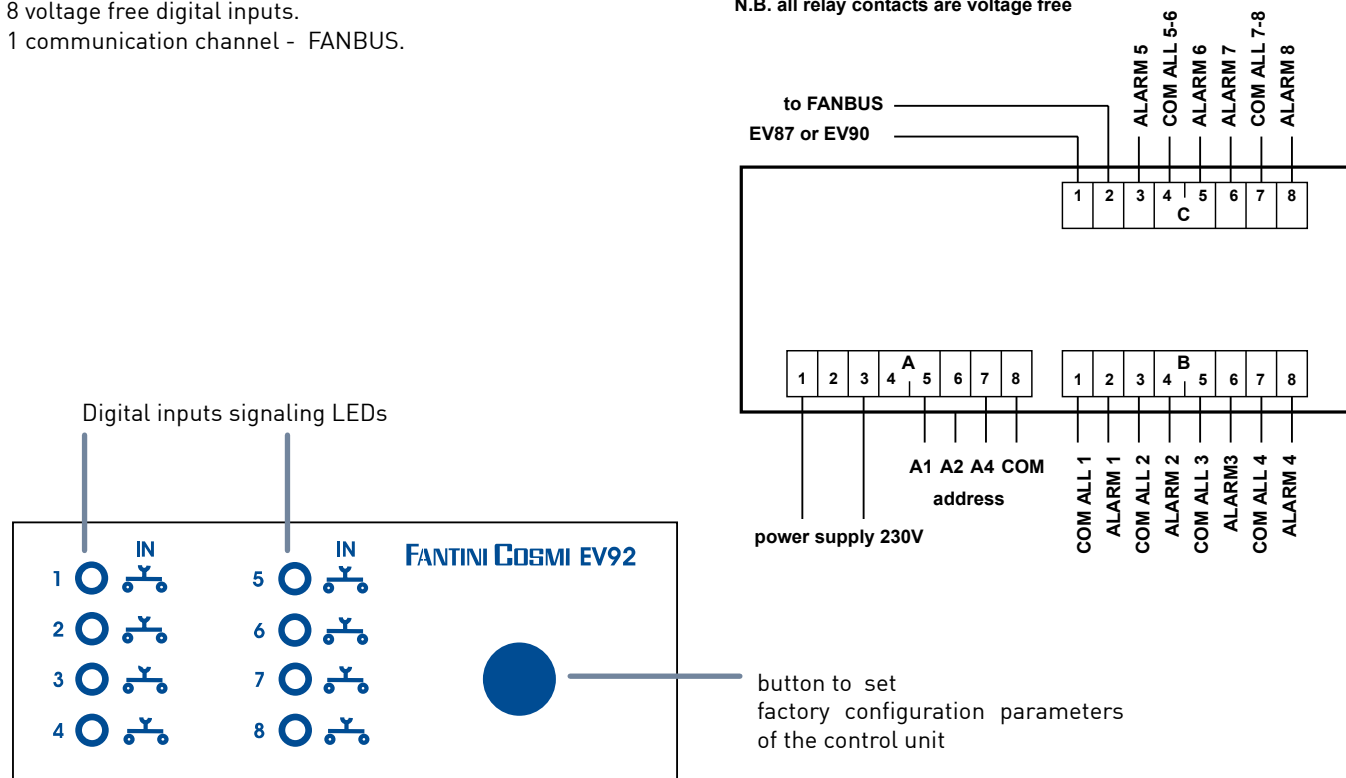
Consumption: 3 VA.

8 voltage free digital inputs.

1 communication channel - FANBUS.

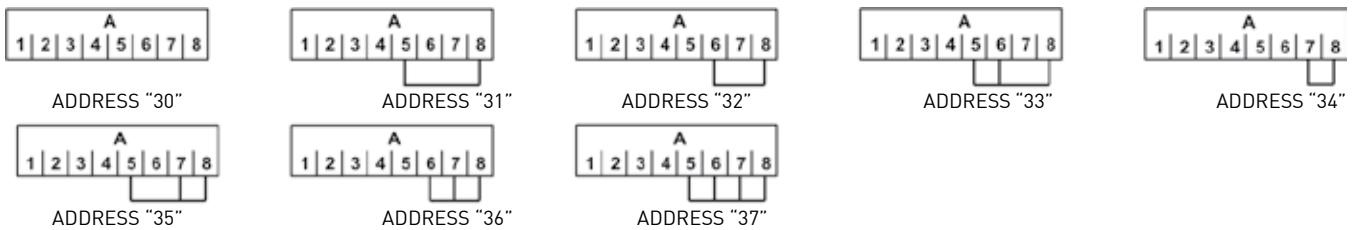
ELECTRICAL WIRING EXAMPLE

N.B. all relay contacts are voltage free



CONTROL UNIT ADDRESS

The control units must be addressed through the terminal board in order to work properly. EV92 address is composed of a high part that corresponds to the number "3" and a low part that may assume a value from "0" to "7". The MASTER starts a progressive search of EV92 SLAVES from address 30 and stops when it gets a reply. It is therefore necessary that connected slaves have different consecutive addresses starting from address "30". The below diagrams show how to set the low part of the address by acting on terminal board 'A':



OPERATION

EV92 device comes with eight optoisolated digital inputs. Each of them may be configured to operate in different modes and with the possibility to be managed through a daily programming schedule.

OPERATION PROGRAMS OF A SINGLE DIGITAL INPUT

The status of each of the eight inputs may be configured, which indicates when breakdown or signaling is activated:

- open
- closed

and the operation program:

- activated breakdown
- deactivated breakdown
- timed breakdown

When the Timed Breakdown program is selected, the operating programming schedule is taken into consideration.

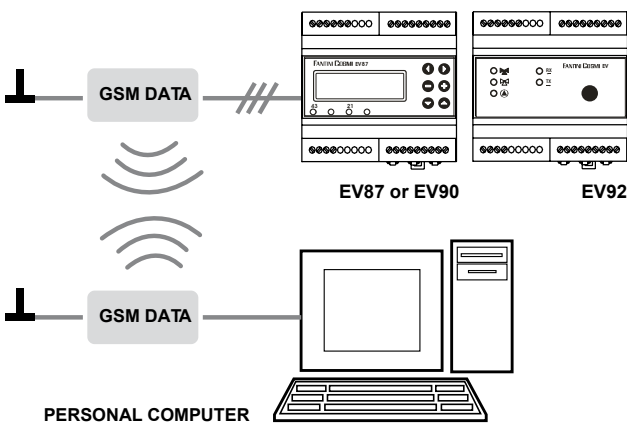
PROGRAMMING SCHEDULES

Each digital input may be activated in three certain time bands, equal for each day of the week, when the TIMED BREAKDOWN program is selected.

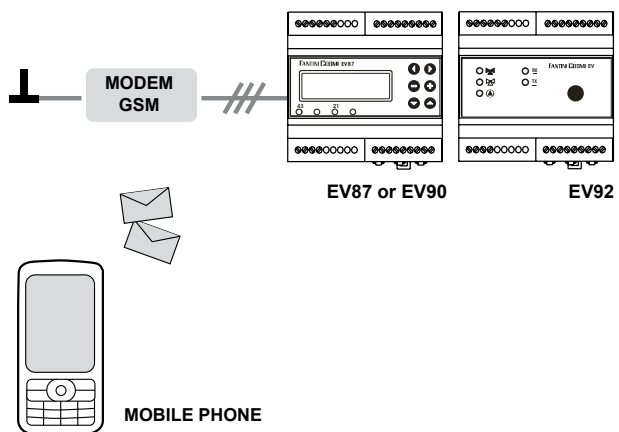
REMOTE CONTROL

Like with all SLAVE devices connected to EV90 or EV87 MASTER, some parameters of EV92 may be changed remotely by using an analogue or GSM modem connected to the same MASTER.

DATA CONNECTION



SMS CONNECTION



STANDARDS AND HOMOLOGATIONS

Complies with the law 373, law n.10 dated 9 of January 1991 and D.P.R.412 dated 26 of August 1993.

In conformity with EN 60730-1 standard.

INSTALLATION

DIN-rail mounting (6 modules). To ensure an adequate protection install the device on the DIN-rail within a framework.

The removable terminals facilitate the wiring and a possible replacement.

FEATURES

Daily programming for each of the 8 inputs.

Parameters visualization and modification by means of FANBUS from EV90 or EV87 MASTER.

Remote alarm notification through the communication with EV90 MASTER and the modem.

Local programming or via SMS messages (with GSM modem) or via remote computer (with analog PSTN modem) via the communication bus (FANBUS) and the MASTER EV90 or EV87. Addressing through jumpers on the external terminal board.